







Mating Cordset Selection Guide

		Picofast	
			
Housing	M8 Cordsets		M8 Field Wireables
Pages	H7		H11

		Eurofast	
			
Housing	M12 Cordsets		M12 Field Wireables
Pages	H13		H17

		Microfast	
			
Housing	1/2" Cordsets		1/2" Field Wireables
Pages	H18		H20

		Minifast	
			
Housing	7/8" Cordsets		7/8" Field Wireables
Pages	H21		H25

Mating Cordset Selection Guide

Connectivity

Rugged, durable, and reliable, Turck connectivity products consolidate wiring, connect sensing devices, and distribute power and signals.

Cordsets

- Environmentally sealed for harsh environments
- Pin count 2-28 pole
- Power range up to 35 A
- LED visibility
- Industry specific jacketed cable

Rugged, Sealed Junction Boxes

- 4, 6, or 8 ports, with or without LEDs for NPN or PNP sensors
- Consolidate wiring
- IO-Link Enabled

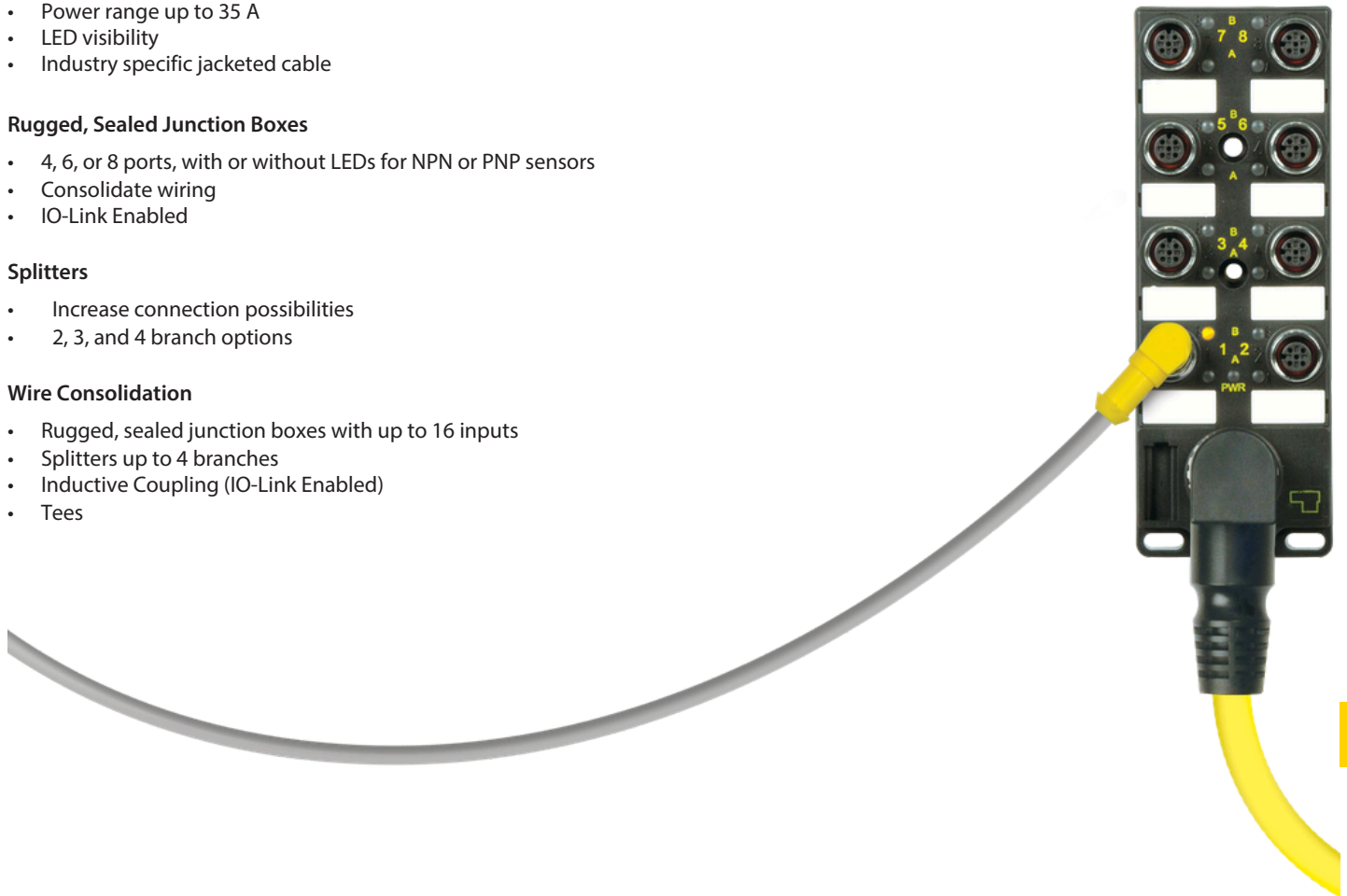
Splitters

- Increase connection possibilities
- 2, 3, and 4 branch options

Wire Consolidation

- Rugged, sealed junction boxes with up to 16 inputs
- Splitters up to 4 branches
- Inductive Coupling (IO-Link Enabled)
- Tees

We reserve the right to make technical alterations without prior notice.



Mating Cordsets



Turck Inc. | 3000 Campus Driv



Address:- Sector 130, Shastri Garhi Shahpur, Noida, Uttar Pradesh- 201304

Mob:- +91 - 981187005, 9711966037, 9711966066

Email:- seereba@seereba.com, sales@seereba.com

Website:- www.seereba.com

Mating Cordset Selection Guide

Attributes	Instrumentation Tray Cable		General Purpose Cable		Instrumentation Tray/Exposed Run/Direct Burial Cable	
Material:	PVC -40 to	TPE	PVC -40 to	TPU -40 to	PVC	TPE
Temp Range:	105 °C -40 °C	-40 to 105 °C	105 °C -40 °C	90 °C -40 °C	-40 to 105 °C	-40 to 105 °C
Cold Bend:	--- --- Fair	-40 °C	--- --- Fair	---	-40 °C	-40 °C
Cold Impact:	Excellent	---	Excellent	Excellent	---	---
Crush and Impact:		---	UL 1061/CSA	Poor/Fair	Excellent	Excellent
Cut and Abrasion:		Fair/Good	FT1	UL 1061/	Good	Fair/Good
UV/Sunlight Resistant:		Excellent	Poor	CSA FT1	Excellent	Excellent
Flame Retardant:	UL 1685/CSA FT4	UL 1685/CSA FT4	Very Good	Poor	UL 1685/CSA FT4	UL 1685/CSA FT4
Weld Slag/Spatter:	Poor	Very Good	Good	Good	Poor	Very Good
Water:	Very Good	Very Good	Very Good	Good	Very Good	Very Good
Flexibility:	Very Good	Very Good	Very Good	Good	Fair	Good
Flexlife:	Good	Good	Fair	Good	Fair	Fair/Good
Oils:	Excellent	Excellent	Good	Fair	Very Good	Excellent
Greases:	Excellent	Excellent	Good	Poor/Fair	Very Good	Excellent
Gasoline:	Fair	Good		Fair	Poor	Good
Alcohols:	Good	Very Good			Very Good	Very Good
Acids <20%:	Good	Poor			Good	Poor
General Approvals:	UL ITC, PLTC, AWM CSA AWM CMX OUT-DOOR-CMG, MSHA 300 V, 600 V	UL ITC, PLTC, AWM CSA AWM CMX OUT-DOOR-CMG, MSHA 300 V, 600 V	UL/CSA, AWM, MSHA 300 V or 600 V	UL/CSA, AWM, MSHA 300 V or 600 V	UL ITC, PLTC, ERDB, AWM, CSA CIC or CMX OUTDOOR-CM AWM, Marine Shipboard UL 1309, IEEE 1580-2010, CSA 245, ABS, 300 V, 600 V	UL ITC, PLTC, ERDB, AWM CSA CMX OUTDOOR-CMG 150 V, 300 V, 600 V

We reserve the right to make technical alterations without prior notice.

- Attributes are general statements for materials at room temperature. Each application should be evaluated individually.
- Temperature, the percentage of chemical present, type of chemical exposure, and installation practices will all affect performance. For specific recommendations, please contact Turck.



Address:- Sector 130, Shastri Garhi Shahpur, Noida, Uttar Pradesh- 201304

Mob:- +91 - 981187005, 9711966037, 9711966066

Email:- seereba@seereba.com, sales@seereba.com

Website:- www.seereba.com

Mating Cordset Selection Guide

Attributes	Power Tray/Exposed Run/Direct Burial Cable		Industrial Ethernet Cable	Fieldbus Technology Cable		
Material:	PVC	TPE	TPE -40 to 80 °C -40 °C --- -	PVC -40 to 105 °C	TPE -40 to	TPU -40 to
Temp Range:	-40 to 90 °C	-40 to 105 °C	-- Fair/Good Excellent	-40 °C ---	80 °C -40 °C	80 °C -40 °C
Cold Bend:	-40 °C	-40 °C		Excellent	Good	--- ---
Cold Impact:	---	---		Excellent	Fair/Good	Excellent
Crush and Impact:	Excellent	Excellent		UL 1685/CSA FT4	Excellent	Poor/Fair
Cut and Abrasion:	Good	Fair/Good		IEC 60332-3-22	UL 1061/	UL 1061/
UV/Sunlight Resistant:	Excellent	Excellent		Poor	CSA FT1	CSA FT1
Flame Retardant:	UL 1685/CSA FT4	UL 1685/CSA FT4	UL 1061/CSA FT1	Very Good	Very Good	Poor
Weld Slag/Spatter:	Poor	Very Good	Very Good	Fair	Very Good	Very Good
Water:	Very Good	Very Good	Very Good	Poor	Good	Good
Flexibility:	Fair	Good	Good/Excellent	Fair	Fair	Good
Flexlife:	Fair	Good	Very Good	Fair	Excellent	Good
Oils:	Very Good	Excellent	Excellent	Poor	Excellent	Good
Greases:	Very Good	Excellent	Excellent	Good	Good	Fair
Gasoline:	Poor	Good	Good	Good	Very Good	Poor/Fair
Alcohols:	Very Good	Very Good	Very Good		Poor	Fair
Acids <20%:	Good	Poor	Poor			
General Approvals:	UL WTTC, TC-ERDB ITC, PLTC, ERDB CSA CIC/TC 600 V, 1000 V	UL WTTC, TC-ERDB ITC, PLTC, ERDB CSA CIC/TC 600 V, 1000 V	UL AWM, CSA CMX OUTDOOR-CM 300 V or 600 V	UL ITC, PLTC, ERDB, AWM, CSA CIC or CMX OUT- DOOR-CM AWM, Marine Shipboard UL 1309, IEEE 1580-2010, CSA 245, ABS, 300 V, 600 V	UL/CSA, AWM 300 V or 600 V	UL/CSA, AWM 300 V or 600 V

We reserve the right to make technical alterations without prior notice.

- Attributes are general statements for materials at room temperature. Each application should be evaluated individually.
- Temperature, the percentage of chemical present, type of chemical exposure, and installation practices will all affect performance. For specific recommendations, please contact Turck.

Mating Cordsets



Address:- Sector 130, Shastri Garhi Shahpur, Noida, Uttar Pradesh- 201304
Mob:- +91 - 981187005, 9711966037, 9711966066
Email:- seereba@seereba.com, sales@seereba.com
Website:- www.seereba.com

Mating Cordset Selection Guide

Attributes	Extremelife Cable EX60 -60 to 105	Flexlife Cable TPE	Weldlife Cable
Material:	°C -60 °C -40 °C Excellent Very	-40 to 105 °C -40	TPU -40 to 90 °C
Temp Range:	Good Excellent UL 1685/CSA FT4	°C --- ---	-40 °C --- ---
Cold Bend:	IEC 60332-3-22 Good Very Good	Fair/Good	Excellent
Cold Impact:	Good Very Good Excellent	Excellent UL	Poor/Fair UL
Crush and Impact:	Excellent Good Excellent Good	1061/CSA FT1	1061/CSA FT1
Cut and Abrasion:		Very Good Very	Poor Very Good
UV/Sunlight Resistant:		Good Excellent	Good Good
Flame Retardant:		Excellent	Good Good Fair
Weld Slag/Spatter:		Excellent	Poor/Fair Fair
Water:		Excellent Good	Very Good Poor
Flexibility:		Very Good Poor	
Flexlife:			
Oils:			
Greases:			
Gasoline:			
Alcohols:			
Acids <20%:			
General Approvals:	UL TC-ERDB, ITC, PLTC, ERDB, CSA CIC/TC Marine Shipboard UL 1309, IEEE 1580-2010, ABS, 300 V, 600 V	UL/CSA, AWM 300 V or 600 V	UL/CSA, AWM 300 V or 600 V

- Attributes are general statements for materials at room temperature. Each application should be evaluated individually.
- Temperature, the percentage of chemical present, type of chemical exposure, and installation practices will all affect performance. For specific recommendations, please contact Turck.

We reserve the right to make technical alterations without prior notice.



Address:- Sector 130, Shastri Garhi Shahpur, Noida, Uttar Pradesh- 201304
Mob:- +91 - 981187005, 9711966037, 9711966066
Email:- seereba@seereba.com, sales@seereba.com
Website:- www.seereba.com

Mating Cordset Selection Guide

Attributes	Armorfast Instrumentation Cable	Flexible Service Cable	Washdown Cable	Halogen Free Cable/Low Smoke Cable
Material:	PVC -40 to 105 °C -40 °C ---	PVC -40 to 105 °C -40	TPV -60 to 105 °C	TPU -40 to 80 °C -40 °C --- --- Excellent
Temp Range:	Excellent Good Excellent	°C --- --- Good	-60 °C --- ---	Poor/Fair
Cold Bend:	UL 1685/CSA FT4	Excellent	Poor/Fair Poor	UL 1061/CSA FT1
Cold Impact:	Poor Very Good Fair Poor Very	UL Horizontal Flame/CSA FT2	Poor	Poor Very Good Good Good Good
Crush and Impact:	Good Very Good Poor Very Good	Poor	--- Excellent	Good Fair Poor/Fair Fair
Cut and Abrasion:	Good	Very Good	Excellent --- Poor	
UV/Sunlight Resistant:		Good	Poor Poor Good	
Flame Retardant:		Good	Good	
Weld Slag/Spatter:		Very Good		
Water:		Very Good		
Flexibility:		Poor		
Flexlife:		Very Good		
Oils:		Good		
Greases:				
Gasoline:				
Alcohols:				
Acids <20%:				
General Approvals:	UL MC, ITC, PLTC, ERDB, CSA ACIC, 300 V, 600 V, HL ABCD	UL/CSA, STOOV, MSHA, 600 V	None	UL/CSA, AWM 300 V

- Attributes are general statements for materials at room temperature. Each application should be evaluated individually.
- Temperature, the percentage of chemical present, type of chemical exposure, and installation practices will all affect performance. For specific recommendations, please contact Turck.

We reserve the right to make technical alterations without prior notice.

Mating Cordsets



Address:- Sector 130, Shastri Garhi Shahpur, Noida, Uttar Pradesh- 201304
Mob:- +91 - 981187005, 9711966037, 9711966066
Email:- seereba@seereba.com, sales@seereba.com
Website:- www.seereba.com

M8 Picofast Connectivity

3-Wire Cordsets, Snap Lock (Locking Sleeve)

- NEMA 1, 3, 4, 6P
- IEC IP67 Protection
- 125 V, 4 A



Connector Style	Female Part Number	Male Part Number	Features	Pinout
<p>PKG ..Z**</p>	<p>PKG 3Z-*</p> <p>PKW 3Z-*</p>	<p>PSG 3-*</p> <p>PSW 3-*</p>	<p>AWM, PVC Yellow, 3x24 AWG, 105 °C, 4.4 mm OD, Cable #RF50642-*M, Flexlife®</p>	<p>Female</p>
<p>PKW ..Z**</p>	<p>PKG 3Z-*/S90</p> <p>PKW 3Z-*/S90</p>	<p>PSG 3-*/S90</p> <p>PSW 3-*/S90</p>	<p>AWM, TPU Black, 3x24 AWG, 90 °C, 4.2 mm OD, Cable #RF50587-*M, Cut/Abrasion Immune</p>	
<p>PSG ..</p>	<p>PKG 3Z-*/S90/S101</p> <p>PKW 3Z-*/S90/S101</p>	<p>PSG 3-*/S90/S101</p> <p>PSW 3-*/S90/S101</p>	<p>AWM, TPU Black, 3x24 AWG, 90 °C, 4.4 mm OD, Cable #RF51166-*M, Cut/Abrasion Immune, Flexlife-20, High Flex - Over 20 Million Cycles</p>	<p>1. BN</p> <p>3. BU</p> <p>4. BK</p>
<p>PSW ..</p>	<p>PKG 3Z-*/S760</p> <p>PKW 3Z-*/S760</p>	<p>PSG 3-*/S760</p> <p>PSW 3-*/S760</p>	<p>AWM, TPU Black, 3x24 AWG, 90 °C, 4.2 mm OD, Cable #RF50601-*M, Cut/Abrasion Immune, EMI/RFI Protection</p>	<p>Male</p>
	<p>PKG 3Z-*/S760</p> <p>PKW 3Z-*/S760</p>	<p>PSG 3-*/S760</p> <p>PSW 3-*/S760</p>	<p>AWM, PVC Black, 3x24 AWG, 105 °C, 4.2 mm OD, Cable #RF50585-M, Flexlife</p>	

* Length in meters. Standard cable lengths are 2, 4, 5, 6, 8 and 10 meters.

** Locking sleeve material is POM."PKG..Z".

We reserve the right to make technical alterations without prior notice.



Address:- Sector 130, Shastri Garhi Shahpur, Noida, Uttar Pradesh- 201304

Mob:- +91 - 981187005, 9711966037, 9711966066

Email:- seereba@seereba.com, sales@seereba.com

Website:- www.seereba.com

M8 Picofast Connectivity

4-Wire Cordsets, Snap Lock (Locking Sleeve)

- NEMA 1, 3, 4, 6P
- IEC IP67 Protection
- 125 V, 2 A



We reserve the right to make technical alterations without prior notice.

Connector Style	Female Part Number	Male Part Number	Features	Pinout
<p>PKG ..Z**</p>	<p>PKG 4Z-* PKW 4Z-*</p>	<p>PSG 4-* PSW 4-*</p>	<p>AWM, PVC Yellow, 4x26 AWG, 105 °C, 4.4 mm OD, Cable #RF50697-*M, Flexlife®</p>	
	<p>PKG 4Z-*/S90 PKW 4Z-*/S90</p>	<p>PSG 4-*/S90 PSW 4-*/S90</p>	<p>AWM, TPU Black, 4x26 AWG, 90 °C, 4.2 mm OD, Cable #RF50586-*M, Cut/Abrasion Immune</p>	<p>Female</p>
<p>PKW ..Z**</p>	<p>PKG 4Z-*/S90/S101 PKW 4Z-*/S90/S101</p>	<p>PSG 4-*/S90/S101 PSW 4-*/S90/S101</p>	<p>AWM, TPU Black, 4x26 AWG, 90 °C, 4.4 mm OD, Cable #RF50935-*M, Cut/Abrasion Immune, Flexlife-20, High Flex - Over 20 Million Cycles</p>	
	<p>PKG 4Z-*/S90/S618 PKW 4Z-*/S90/S618</p>	<p>PSG 4-*/S90/S101 PSW 4-*/S90/S101</p>	<p>AWM, TPU Black, 4x26 AWG, 90 °C, 4.2 mm OD, Cable #RF50602-*M, Cut/Abrasion Immune, EMI/RFI Protection</p>	<p>1. BN 2. WH 3. BU 4. BK</p>
<p>PSG ..</p>				<p>Male</p>
	<p>PKG 4Z-*/S760 PKW 4Z-*/S760</p>	<p>PSG 4-*/S760 PSW 4-*/S760</p>	<p>AWM, PVC Black, 4x26 AWG, 105 °C, 4.4 mm OD, Cable #RF50870-*M, Flexlife</p>	
	<p>PKG 4Z-*/S90/S653 PKW 4Z-*/S90/S653</p>	<p>PSG 4-*/S90/S653 PSW 4-*/S90/S653</p>	<p>AWM, TPU Black, 3x24 AWG, 90 °C, 4.2 mm OD, Cable #RF50601-*M, Cut/Abrasion Immune, EMI/RFI Protection</p>	<p>1. BN 2. Drain 3. BU 4. BK</p>

* Length in meters. Standard cable lengths are 2, 4, 5, 6, 8 and 10 meters.

** Locking sleeve material is POM. "PKG..Z".

Mating Cordsets





Address:- Sector 130, Shastri Garhi Shahpur, Noida, Uttar Pradesh- 201304

Mob:- +91 - 981187005, 9711966037, 9711966066

Email:- seereba@seereba.com, sales@seereba.com

Website:- www.seereba.com

M8 Picofast Connectivity

3-Wire Cordsets, Threaded Coupling Nut

- NEMA 1, 3, 4, 6P
- IEC IP67 Protection
- 125 V, 4 A



Connector Style	Female Part Number	Male Part Number	Features	Pinout
<p>PKG ..Z**</p>	<p>PKG 3M-* PKW 3M-*</p>	<p>PSG 3M-* PSW 3M-*</p>	<p>AWM, PVC Yellow, 3x24 AWG, 105 °C, 4.4 mm OD, Cable #RF50642-*M, Flexlife®</p>	<p>Female</p> <p>1. BN 3. BU 4. BK</p>
<p>PKG ..M**</p>	<p>PKG 3M-*/S90 PKW 3M-*/S90</p>	<p>PSG 3M-*/S90 PSW 3M-*/S90</p>	<p>AWM, TPU Black, 3x24 AWG, 90 °C, 4.2 mm OD, Cable #RF50587-*M, Cut/Abrasion Immune</p>	
<p>PKG ..M**</p>	<p>PKG 3M-*/S90/S101 PKW 3M-*/S90/S101</p>	<p>PSG 3M-*/S90/S101 PSW 3M-*/S90/S101</p>	<p>AWM, TPU Black, 3x24 AWG, 90 °C, 4.4 mm OD, Cable #RF51166-*M, Cut/Abrasion Immune, Flexlife-20, High Flex - Over 20 Million Cycles</p>	<p>Male</p> <p>1. BN 3. BU 4. BK</p>
<p>PSG ..M**</p>	<p>PKG 3M-*/S90/S618 PKW 3M-*/S90/S618</p>	<p>PSG 3M-*/S90/S618 PSW 3M-*/S90/S618</p>	<p>AWM, TPU Black, 3x24 AWG, 90 °C, 4.2 mm OD, Cable #RF50601-*M, Cut/Abrasion Immune, EMI/RFI Protection</p>	
<p>PSW ..M**</p>	<p>PKG 3M-*/S1587 PKW 3M-*/S1587</p>	<p>PSG 3M-*/S1587 PSW 3M-*/S1587</p>	<p>AWM, TPE Yellow, 3x24 AWG, 105 °C, 4.4 mm OD, Cable #RF51271-*M, Weldlife®, Weld Flash Immune</p>	<p>Male</p> <p>1. BN 3. BU 4. BK</p>
<p>PKG 3F ..**</p>	<p>PKG 3M-*/S760 PKW 3M-*/S760</p>	<p>PSG 3M-*/S760 PSW 3M-*/S760</p>	<p>AWM, PVC Black, 3x24 AWG, 4.2 mm OD, Cable #RF50585-M, Flexlife</p>	
<p>PKG 3M-*/S90/S1084 PKW 3M-*/S90/S1084</p>	<p>PSG 3M-*/S90/S1084 PSW 3M-*/S90/S1084</p>	<p>PSG 3F-*</p>	<p>AWM, TPU Black, 2x24 AWG, 90 °C, 4.2 mm OD, Cable #RF51197-*M, Cut/Abrasion Immune, Shielded</p>	<p>1. BN 3. BU 4. BK</p>
<p>PKG 3M-*/S90/S1084 PKW 3M-*/S90/S1084</p>	<p>PSG 3M-*/S90/S1084 PSW 3M-*/S90/S1084</p>	<p>PSG 3F-*</p>	<p>AWM, PVC Yellow, 3x24 AWG, 105 °C, 4.4 mm OD, Cable #RF50642-*M, Fixed coupling nut</p>	

We reserve the right to make technical alterations without prior notice.

* Length in meters. Standard cable lengths are 2, 4, 5, 6, 8 and 10 meters.

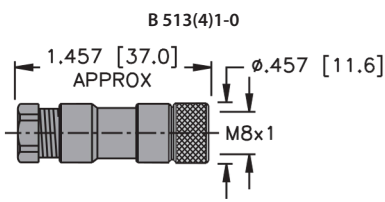
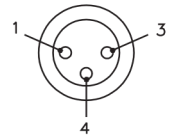
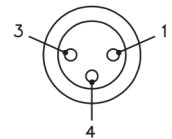
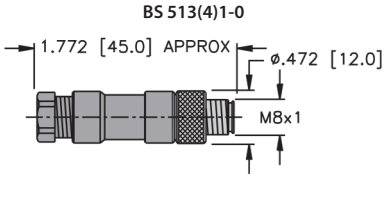
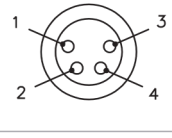
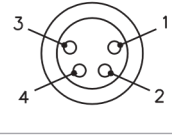
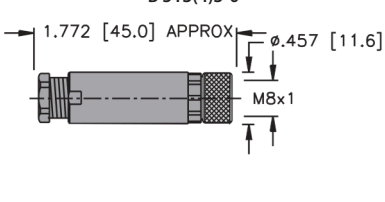
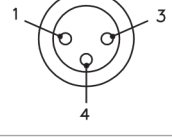
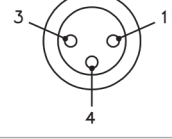
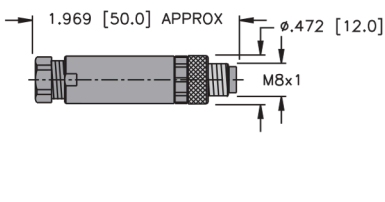
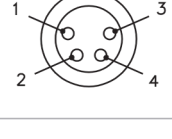

**Standard coupling material is nickel plated brass."PKG..M"; "PKG.V..M" indicates stainless steel.

M8 Picofast Connectivity

3and4-PinFieldWireableConnectors, Standard

- IEC IP67 Protection



Housing Style	Female Part Number	Male Part Number	Features	Pinout
 <p>B 513(4)1-0</p>	B 5131-0	BS 5131-0	PBT, Black, accepts 3-5 mm cable diameter, solder terminals, accepts up to 24 AWG conductors, 85 °C, 60 VAC/75 VDC, 4 A, mates with 4-pin threaded cordsets and receptacles	<p>Female</p>  <p>Male</p> 
 <p>BS 513(4)1-0</p>	B 5141-0	BS 5141-0	PBT, Black, accepts 3-5 mm cable diameter, solder terminals, accepts up to 24 AWG conductors, 85 °C, 30 VAC/36 VDC, 4 A, mates with 4-pin threaded cordsets and receptacles	<p>Female</p>  <p>Male</p> 
 <p>B 513(4)3-0</p>	B 5133-0	BS 5133-0	PBT, Black, accepts 3-5 mm cable diameter, screw terminals, accepts up to 22 AWG conductors, 85 °C, 60 VAC/75 VDC, 4 A, mates with 3-pin threaded cordsets and receptacles	<p>Female</p>  <p>Male</p> 
 <p>BS 513(4)3-0</p>	B 5143-0	BS 5143-0	PBT, Black, accepts 3-5 mm cable diameter, screw terminals, accepts up to 22 AWG conductors, 85 °C, 60 VAC/75 VDC, 4 A, mates with 4-pin threaded cordsets and receptacles	<p>Female</p>  <p>Male</p> 

We reserve the right to make technical alterations without prior notice.

M8 Picofast Connectivity

3 and 4-Pin Field Wireable Connectors, Standard

- IEC IP67 Protection



Housing Style	Female Part Number	Male Part Number	Features	Pinout
<p>BS 513(4)2-0</p>		BS 5132-0	PBT, Black, accepts 3-5 mm cable diameter, solder terminals, accepts up to 26 AWG conductors, 85 °C, 60 VAC/75 VDC, 4 A, mates with 3-pin female snap-lock cordsets, receptacles and junction boxes and threaded cordsets	<p>Male</p>
		BS 5142-0	PBT, Black, accepts 3-5 mm cable diameter, solder terminals, accepts up to 26 AWG conductors, 85 °C, 60 VAC/75 VDC, 2 A, mates with 3-pin female snap-lock cordsets, receptacles and junction boxes and threaded cordsets	<p>Male</p>
<p>B 523(4)1-0</p>	B 5231-0	BS 5231-0	PBT, Black, Accepts 3-5 mm cable diameter, solder terminals, accepts up to 24 AWG conductors, 85 °C, 60 VAC/75 VDC, 4 A, mates with 3-pin threaded cordsets and receptacles	<p>Female</p>
				<p>Male</p>
<p>BS 523(4)1-0</p>	B 5241-0	BS 5241-0	PBT, Black, accepts 3-5 mm cable diameter, solder terminals, accepts up to 24 AWG conductors, 85 °C, 30 VAC/36 VDC, 4 A, mates with 4-pin threaded cordsets and receptacles	<p>Female</p>
				<p>Male</p>

We reserve the right to make technical alterations without prior notice.

Mating Cordsets



Address:- Sector 130, Shastri Garhi Shahpur, Noida, Uttar Pradesh- 201304

Mob:- +91 - 981187005, 9711966037, 9711966066

Email:- seereba@seereba.com, sales@seereba.com

Website:- www.seereba.com

M12 Eurofast Connectivity

2-Wire Cordsets, Standard Plug Body

- NEMA 1, 3, 4, 6P
- IEC IP68 Protection
- 250 V, 4 A



Connector Style	Female Part Number	Male Part Number	Features	Pinout
<p>RK ..**</p>	RK 4.2T-* WK 4.2T-*	RS 4.2T-* WS 4.2T-*	ITC/PLTC PVC Grey, 2x20 AWG, 105 °C, 5.1 mm OD, Cable #RF50529-*M, Flexlife®	<p>Female</p>
	RK 4.2T-*/S90 WK 4.2T-*/S90	RS 4.2T-*/S90 WS 4.2T-*/S90	AWM TPU Grey, 2x20 AWG, 90 °C, 4.8 mm OD, Cable #RF50772-*M, Cut/Abrasion Immune	
<p>WK ..**</p>	RK 4.2T-*/S748 WK 4.2T-*/S748	RS 4.2T-*/S748 WS 4.2T-*/S748	ITC/PLTC PVC Yellow, 2x22 AWG, 105 °C, 5.1 mm OD, Cable #RF50650-*M, Flexlife	1. WH 2. N/C 3. N/C 4. BK
	RK 4.21T-*/S1511 WK 4.21T-*/S1511	RS 4.21T-*/S1511 WS 4.21T-*/S1511	ITC/PLTC PVC Grey, 2x20 AWM PVC, 105 °C, 5.1 mm OD, Cable #RF50529-*M, Flexlife	
<p>RS ..**</p>	RK 4.21T-* WK 4.21T-*	RS 4.21T-* WS 4.21T-*	ITC/PLTC PVC NAMUR Blue, 2x20 AWG, 105 °C, 5.1 mm OD, Cable #RF51923-*M	<p>Male</p>
	RK 4.21T-*/S90 WK 4.21T-*/S90	RS 4.21T-*/S90 WS 4.21T-*/S90	AWM TPU NAMUR Blue, 2x20 AWG, 90 °C, 5.1 mm OD, Cable #RF50657-*M, Cut/Abrasion Immune	
<p>WS ..**</p>	RK 4.22T-* WK 4.22T-*	RS 4.22T-* WS 4.22T-*	ITC/PLTC PVC Grey, 2x20 AWG, 105 °C, 5.1 mm OD, Cable #RF50529-*M, Flexlife	1. BN 2. N/C 3. BU 4. N/C
	RK 4.23T-* WK 4.23T-*	RS 4.23T-* WS 4.23T-*		1. BN 2. N/C 3. N/C 4. BU

We reserve the right to make technical alterations without prior notice.

* Length in meters. Standard cable lengths are 2, 4, 5, 6, 8 and 10 meters. Consult factory for other lengths.

**Standard coupling nut material is nickel plated brass "RK .."; "RKK .." indicat



Address:- Sector 130, Shastri Garhi Shahpur, Noida,
Uttar Pradesh- 201304

Mob:- +91 - 981187005, 9711966037, 9711966066

Email:- seereba@seereba.com, sales@seereba.com

Website:- www.seereba.com

M12 Eurofast Connectivity

3-Wire Cordsets, Standard Plug Body

- NEMA 1, 3, 4, 6P
- IEC IP68 Protection
- 250 V, 4 A



We reserve the right to make technical alterations without prior notice.

Connector Style	Female Part Number	Male Part Number	Features	Pinout	
<p>RK ..**</p>	RK 4T-*	RS 4T-*	ITC/PLTC PVC Grey, 3x20 AWG, 105 °C, 5.1 mm OD, Cable #RF52081-*M, Flexlife®	<p>Female</p>	
	WK 4T-*	WS 4T-*	AWM TPU Grey, 3x22 AWG, 90 °C, 4.8 mm OD, Cable #RF52080-*M, Cut/Abrasion Immune		
<p>WK ..**</p>	RK 4T-*/S90	RS 4T-*/S90	AWM TPE Grey, 3x22 AWG, 105 °C, 4.8 mm OD, Cable #RF52085-*M, Flexlife-20, High Flex Over 20 Million Cycles		
	WK 4T-*/S90	WS 4T-*/S90	TPU/Heavy Braid Double Jacket Yellow, 3x22 AWG, 90 °C, 4.8 mm OD, Cable #RF52084-*M, Cut/Abrasion Immune Braided Mechanical Shield		
<p>RS ..**</p>	RK 4T-*/S101	RS 4T-*/S101	ITC/PLTC AWM PVC Grey, 3x22 AWG, 105 °C, 5.1 mm OD, Cable #RF52081-*M, Tray Rated, Flexlife		<p>Male</p>
	WK 4T-*/S101	WS 4T-*/S101	ITC/PLTC PVC Yellow, 3x22 AWG, 105 °C, 5.1 mm OD, Cable #RF52087-*M, Flexlife		
<p>WS ..**</p>	RK 4T-*/S529	RS 4T-*/S529	ITC/PLTC PVC Grey, 3x22 AWG, 105 °C, 5.1 mm OD, Cable #RF52081-*M, Flexlife		
	WK 4T-*/S529	WS 4T-*/S529	ITC/PLTC PVC Yellow, 3x22 AWG, 105 °C, 5.1 mm OD, Cable #RF52087-*M, Flexlife		
<p>RS ..**</p>	RK 4T-*/S824	RS 4T-*/S824	ITC/PLTC AWM PVC Grey, 3x22 AWG, 105 °C, 5.1 mm OD, Cable #RF52081-*M, Tray Rated, Flexlife		
	WK 4T-*/S824	WS 4T-*/S824	ITC/PLTC PVC Black, 3x22 AWG, 105 °C, 5.1 mm OD, Cable #RF52083-*M, Flexlife		
<p>WS ..**</p>	RK 4T-*/S715	RS 4T-*/S715	ITC/PLTC PVC Grey, 3x22 AWG, 105 °C, 5.1 mm OD, Cable #RF52081-*M, Flexlife		
	WK 4T-*/S715	WS 4T-*/S715	ITC/PLTC PVC Grey, 3x22 AWG, 105 °C, 5.1 mm OD, Cable #RF52082-*M, RFI/EMI Shielding, Tray Rated		
<p>WS ..**</p>	RK 4T-*/S760	RS 4T-*/S760	ITC/PLTC PVC Grey, 3x22 AWG, 105 °C, 5.1 mm OD, Cable #RF52081-*M, Flexlife		
	WK 4T-*/S760	WS 4T-*/S760	ITC/PLTC PVC Grey, 3x22 AWG, 105 °C, 5.1 mm OD, Cable #RF52082-*M, RFI/EMI Shielding, Tray Rated		
<p>WS ..**</p>	RK 4T-*/S618	RS 4T-*/S618	ITC/PLTC PVC Grey, 3x22 AWG, 105 °C, 5.1 mm OD, Cable #RF52081-*M, Flexlife		
	WK 4T-*/S618	WS 4T-*/S618	ITC/PLTC PVC Grey, 3x22 AWG, 105 °C, 5.1 mm OD, Cable #RF52082-*M, RFI/EMI Shielding, Tray Rated		

Mating Cordsets

* Length in meters. Standard cable lengths are 2, 4, 5, 6, 8 and 10 meters. Consult factory for other lengths.

**Standard coupling nut material is nickel plated brass "RK .."; "RKK .." indicates nylon and "RKV .." indicates stainless steel.



Address:- Sector 130, Shastri Garhi Shahpur, Noida, Uttar Pradesh- 201304

Mob:- +91 - 981187005, 9711966037, 9711966066

Email:- seereba@seereba.com, sales@seereba.com

Website:- www.seereba.com



Address:- Sector 130, Shastri Garhi Shahpur, Noida, Uttar Pradesh- 201304

Mob:- +91 - 981187005, 9711966037, 9711966066

Email:- seereba@seereba.com, sales@seereba.com

Website:- www.seereba.com

M12 Eurofast Connectivity

4-Wire Cordsets, Standard Plug Body

- NEMA 1, 3, 4, 6P
- IEC IP68 Protection
- 250 V, 4 A



Connector Style	Female Part Number	Male Part Number	Features	Pinout	
<p>RK ..**</p>	RK 4.41T-* WK 4.41T-*	RS 4.41T-* WS 4.41T-*	ITC/PLTC PVC NAMUR Blue, 4x22 AWG, 105 °C, 5.3 mm OD, Cable #RF50598-*M, Flexlife®	<p>Female</p>	
	RK 4.41T-*/S529 WK 4.41T-*/S529	RS 4.41T-*/S529 WS 4.41T-*/S529	TPU/Heavy Braid Double Jacket Yellow, 4x20 AWG, 90 °C, 5.7 mm OD, Cable #RF50526-*M, Cut/Abrasion Immune Braided Mechanical Shield		
<p>WK ..**</p>	RK 4.43T-* WK 4.43T-*	RS 4.43T-* WS 4.43T-*	ITC/PLTC PVC Yellow, 4x22 AWG, 105 °C, 5.3 mm OD, Cable #RF50530-*M, Flexlife		
	RK 4.43T-*/S90 WK 4.43T-*/S90	RS 4.43T-*/S90 WS 4.43T-*/S90	AWM TPU Yellow, 4x22 AWG, 90 °C, 5.1 mm OD, Cable #RF50613-*M, Cut/Abrasion Immune		
<p>RK ..**</p>	RK 4.4T-* WK 4.4T-*	RS 4.4T-* WS 4.4T-*	ITC/PLTC PVC Grey, 4x22 AWG, 105 °C, 5.3 mm OD, Cable #RF50516-*M, Flexlife		<p>Male</p>
	RK 4.4T-*/S90 WK 4.4T-*/S90	RS 4.4T-*/S90 WS 4.4T-*/S90	AWM TPU Grey, 4x22 AWG, 90 °C, 5.1 mm OD, Cable #RF50532-*M, Cut/Abrasion Immune		
<p>RS ..**</p>	RK 4.4T-*/S101 WK 4.4T-*/S101	RS 4.4T-*/S101 WS 4.4T-*/S101	AWM TPE Grey, 4x22 AWG, 105 °C, 5.1 mm OD, Cable #RF50941-*M, Flexlife-20, High Flex Over 20 Million Cycles		
	RK 4.4T-*/S824 WK 4.4T-*/S824	RS 4.4T-*/S824 WS 4.4T-*/S824	ITC/PLTC PVC Grey, 4x22 AWG, 105 °C, 5.3 mm OD, Cable #RF50698-*M, Tray Rated		
<p>WS ..**</p>	RK 4.4T-*/S618 WK 4.4T-*/S618	RS 4.4T-*/S618 WS 4.4T-*/S618	ITC/PLTC PVC Grey, 4x22 AWG Foil/Drain, 105 °C, 5.3 mm OD, Cable #RF50577-*M, RFI/EMI Shielding		
	RK 4.4T-*/S618/S824 WK 4.4T-*/S618/S824	RS 4.4T-*/S618/S824 WS 4.4T-*/S618/S824	ITC/PLTC PVC Grey, 4x22 AWG Foil/Drain, 105 °C, 5.3 mm OD, Cable #RF50777-*M, RFI/EMI Shielding, Tray Rated		

We reserve the right to make technical alterations without prior notice.

* Length in meters. Standard cable lengths are 2, 4, 5, 6, 8 and 10 meters. Consult factory for other lengths.

**Standard coupling nut material is nickel plated brass "RK .."; "RKK .." indicates nylon and "RKV .." indicates stainless steel.

M12 Eurofast Connectivity

5-Wire Cordsets, Standard Plug Body

- NEMA 1, 3, 4, 6P
- IEC IP68 Protection
- 250 V, 4 A



We reserve the right to make technical alterations without prior notice.

Connector Style	Female Part Number	Male Part Number	Features	Pinout
<p>RK ..**</p>	RK 4.5T-* WK 4.5T-*	RS 4.5T-* WS 4.5T-*	ITC/PLTC PVC Grey, 5x22 AWG, 105 °C, 5.7 mm OD, Cable #RF50543-*M, Flexlife®	<p>Female</p>
<p>WK ..**</p>	RK 4.5T-*/S90 WK 4.5T-*/S90	RS 4.5T-*/S90 WS 4.5T-*/S90	AWM TPU Grey, 5x22 AWG, 90 °C, 5.3 mm OD, Cable #RF50649-*M, Cut/Abrasion Immune	
<p>RS ..**</p>	RK 4.5T-*/S101 WK 4.5T-*/S101	RS 4.5T-*/S101 WS 4.5T-*/S101	AWM TPE Grey, 5x22 AWG, 105 °C, 5.1 mm OD, Cable #RF50909-*M, Flexlife-20, High Flex Over 20 Million Cycles	1. BN 2. WH 3. BU 4. BK 5. GY
<p>WS ..**</p>	RK 4.5T-*/S618 WK 4.5T-*/S618	RS 4.5T-*/S618 WS 4.5T-*/S618	ITC/PLTC PVC Grey, 5x22 AWG Foil/Drain, 105 °C, 5.7 mm OD, Cable #RF50609-*M, RFI/EMI Protection	<p>Male</p>
	RS 4.5T-*/S715 WS 4.5T-*/S715	RS 4.5T-*/S715 WS 4.5T-*/S715	ITC/PLTC PVC Yellow, 5x22 AWG, 105 °C, 5.7 mm OD, Cable #RF50684-*M, Flexlife	
	RK 4.5T-*/S653 WK 4.5T-*/S653	RS 4.5T-*/S653 WS 4.5T-*/S653	ITC/PLTC PVC Grey, 4x22 AWG Foil/Drain, 105 °C, 5.3 mm OD, Cable #RF50577-*M, RFI/EMI Shielding	
	RK 4.5T-*/S1554 WK 4.5T-*/S1554	RS 4.5T-*/S1554 WS 4.5T-*/S1554	ITC/PLTC PVC Black, 5x22 AWG Foil/Drain, 105 °C, 5.7 mm OD, Cable #RF50794-*M, RFI/EMI Shielding	1. BN 2. WH 3. BU 4. BK 5. GY

Mating Cordsets

* Length in meters. Standard cable lengths are 2, 4, 5, 6, 8 and 10 meters. Consult factory for other lengths.

**Standard coupling nut material is nickel plated brass "RK .."; "RKK .." ind



Address:- Sector 130, Shastri Garhi Shahpur, Noida, Uttar Pradesh- 201304

Mob:- +91 - 981187005, 9711966037, 9711966066

Email:- seereba@seereba.com, sales@seereba.com

Website:- www.seereba.com

M12 Eurofast Connectivity

4 and 5-Pin Field Wireable Connectors, Standard Key

- IEC IP67 Protection



Housing Style	Female Part Number	Male Part Number	Features	Pinout
<p>B 81..</p>	<p>B 8141-0 B 8241-0</p>	<p>BS 8141-0 BS 8241-0</p>	<p>PBT, Black, PG 7 cable gland, accepts 4-6 mm cable diameter, screw terminals, accepts up to 18 AWG conductors, 85 °C, 250 V, 4 A, mates with standard key 4-pin cordsets and receptacles</p>	<p>Female</p>
<p>B 82..</p>	<p>B 8141-0/PG 9 B 8241-0/PG 9</p>	<p>BS 8141-0/PG 9 BS 8241-0/PG 9</p>	<p>PBT, Black, PG 9 cable gland, accepts 6-8 mm cable diameter, screw terminals, accepts up to 18 AWG conductors, 85 °C, 250 V, 4 A, mates with standard key 4-pin cordsets and receptacles</p>	<p>Male</p>
<p>BS 81..</p>	<p>B 8151-0/PG 9 B 8251-0/PG 9</p>	<p>BS 8151-0/PG 9 BS 8251-0/PG 9</p>	<p>PBT, Black, PG 9 cable gland, accepts 4-8 mm cable diameter, screw terminals, accepts up to 18 AWG conductors, 85 °C, 60 V, 4 A, mates with standard key 5-pin cordsets and receptacles</p>	<p>Female</p>
<p>BS 82..</p>	<p>BM 8151-0/PG 9</p>		<p>PBT, Black, PG 9 cable gland, accepts 6-8 mm cable diameter, screw terminals, accepts up to 18 AWG conductors, metal coupling nut, 85 °C, 60 V, 4 A, mates with standard key 5-pin cordsets and receptacles</p>	<p>Male</p>

We reserve the right to make technical alterations without prior notice.



Address:- Sector 130, Shastri Garhi Shahpur, Noida, Uttar Pradesh- 201304

Mob:- +91 - 981187005, 9711966037, 9711966066

Email:- seereba@seereba.com, sales@seereba.com

Website:- www.seereba.com

1/2" Microfast Connectivity

ReverseKey(B-Code)CordsetPartNumber Key

- NEMA 1, 3, 4, 6P
- IEC IP67 Protection
- 250 V, 4 A



We reserve the right to make technical alterations without prior notice.

Connector Style	Female Part Number	Male Part Number	Features	Pinout
<p>KB ..**</p>	KB 4T-* WKB 4T-*	SB 4T-* WSB 4T-*	ITC/PLTC PVC Yellow, 4x22 AWG, 105 °C, 5.3 mm OD, Cable #RF50555-*M, Flexlife®	Female 1. RD/BK 2. RD/WH 3. RD 4. GN
	KB 4T-*/S90 WKB 4T-*/S90	SB 4T-*/S90 WSB 4T-*/S90	AWM TPU Yellow, 4x22 AWG, 90 °C, 4.7 mm OD, Cable #RF50614-*M, Cut/Abrasion Immune	
<p>WKB ..**</p>	KB 4T-*/S105 WKB 4T-*/S105	SB 4T-*/S105 WSB 4T-*/S105	ITC/PLTC PVC Yellow, 4x22 AWG, 105 °C, 6.2 mm OD, Cable #RF50656-*M, Braided Copper Shield	Male 1. BN 2. BU 3. BK 4. WH
	KB 4T-*/S727 WKB 4T-*/S727	SB 4T-*/S727 WSB 4T-*/S727	AWM TPU Grey, 4x22 AWG, 90 °C, 5.1 mm OD, Cable #RF50532-*M, Special Conductor Color Code	
<p>SB ..**</p>	KB 5T-* WKB 5T-*	SB 5T-* WSB 5T-*	ITC/PLTC PVC Yellow, 5x22 AWG, 105 °C, 5.7 mm OD, Cable #RF50556-*M, Flexlife	Female 1. RD/WH 2. RD 3. GN 4. RD/YE 5. RD/BK
	KB 6T-* WKB 6T-*	SB 6T-* WSB 6T-*	ITC/PLTC PVC Yellow, 6x22 AWG, 105 °C, 6.2 mm OD, Cable #RF51003-*M, Flexlife	
<p>WSB ..**</p>	KB 6T-* WKB 6T-*	SB 6T-* WSB 6T-*	ITC/PLTC PVC Yellow, 6x22 AWG, 105 °C, 6.2 mm OD, Cable #RF51003-*M, Flexlife	Female 1. RD/WH 2. RD 3. GN 4. RD/YE 5. RD/BK 6. RD/BU
	KB 6T-* WKB 6T-*	SB 6T-* WSB 6T-*	ITC/PLTC PVC Yellow, 6x22 AWG, 105 °C, 6.2 mm OD, Cable #RF51003-*M, Flexlife	

Mating Cordsets

* Length in meters. Standard cable lengths are 2, 4, 6, 8 and 10 meters. Consult factory for other lengths.

**Standard coupling nut material is nickel plated brass "KB .."; "KBK .." indicates nylon and "KBV .." indicates stainless steel.



Address:- Sector 130, Shastri Garhi Shahpur, Noida, Uttar Pradesh- 201304

Mob:- +91 - 981187005, 9711966037, 9711966066

Email:- seereba@seereba.com, sales@seereba.com

Website:- www.seereba.com

1/2" Microfast Connectivity

3-Wire Cordsets, Standard Duty

- NEMA 1, 3, 4, 6P
- IEC IP67 Protection
- 250 V, 4 A



Connector Style	Female Part Number	Male Part Number	Features	Pinout
<p>WSB ..**</p>	KB 3T- WKB 3T-*	SB 3T- WSB 3T-*	ITC/PLTC PVC Yellow, 3x22 AWG, 105 °C, 5.1 mm OD, Cable #RF50531-*M	<p>Female</p>
<p>WKB ..**</p>	KB 3T-*/S90 WKB 3T-*/S90	SB 3T-*/S90 WSB 3T-*/S90	AWM TPU Yellow, 3x18 AWG, 90 °C, 5.3 mm OD, Cable #RF50547-*M, Cut/Abrasion Immune	
<p>SB ..**</p>	KB 3T-*/S105 WKB 3T-*/S105	SB 3T-*/S105 WSB 3T-*/S105	ITC/PLTC PVC Yellow, 3x22 AWG, 105 °C, 6.2 mm OD, Cable #RF50535-*M, Braided Shield	<p>Male</p>
<p>WKB ..**</p>	KB 3T-*/S749 WKB 3T-*/S749	SB 3T-*/S749 WSB 3T-*/S749	ITC/PLTC PVC Yellow, 2x22 AWG, 105 °C, 5.1 mm OD, Cable #RF50650-*M, 3-pin with 2 conductors	
<p>WSB ..**</p>	KB 3T-*/S1507 WKB 3T-*/S1507	SB 3T-*/S1507 WSB 3T-*/S1507	AWM TPE Grey, 3x22 AWG 105 °C, 4.8 mm OD, Cable #RF52085-*M, Flexlife-20, High Flex - Over 20 million cycles	<p>1. BK 2. BN 3. BU</p>

We reserve the right to make technical alterations without prior notice.

* Length in meters. Standard cable lengths are 2, 4, 6, 8 and 10 meters. Consult factory for other lengths.

**Standard coupling nut material is nickel plated brass "KB .."; "KBK .." indicates nylon and "KBV .." indicates stainless steel.

1/2" Microfast Connectivity

3-Pin Field Wireable Connectors

- NEMA 1, 3, 4, 6P
- IEC IP67 Protection



Housing Style	Female Part Number	Male Part Number	Features	Pinout
<p>MF 3131-0</p>	MF 3131-0	MFS 3131-0	PBT, black, PG 7 cable diameter gland, accepts 4-6 mm cable diameter, screw terminals, accepts up to 18 AWG conductor, 85 °C, 250 V, 4 A, mates with 3-wire cordsets and receptacles	<p>Female</p>
<p>MF 3231-0</p>				
<p>MFS 3131-0</p>	MF 3231-0	MFS 3231-0	PBT, black, PG 7 cable diameter gland, accepts 4-6 mm cable diameter, screw terminals, accepts up to 18 AWG conductor, 85 °C, 250 V, 4 A, mates with 3-wire cordsets and receptacles	<p>Male</p>
<p>MFS 3231-0</p>				

We reserve the right to make technical alterations without prior notice.

Mating Cordsets



Address:- Sector 130, Shastri Garhi Shahpur, Noida, Uttar Pradesh- 201304

Mob:- +91 - 981187005, 9711966037, 9711966066

Email:- seereba@seereba.com, sales@seereba.com

Website:- www.seereba.com



Address:- Sector 130, Shastri Garhi Shahpur, Noida, Uttar Pradesh- 201304

Mob:- +91 - 981187005, 9711966037, 9711966066

Email:- seereba@seereba.com, sales@seereba.com

Website:- www.seereba.com

7/8" Minifast Connectivity Products

2 and 3-Wire Cordsets, Standard

- NEMA 1, 3, 4, 6P
- IEC IP67 Protection
- 9 A



Connector Style	Female Part Number	Male Part Number	Features	Pinout	
<p>RKM ..** 1.988 [50.5] ϕ1.024 [26.0] 7/8-16UN</p> <p>WKM ..** 2.126 [54.0] 1.583 [40.2] 7/8-16UN ϕ1.024 [26.0]</p>	RKM 20-*M WKM 20-*M	RSM 20-*M WSM 20-*M	ITC/PLTC PVC Yellow 2x18 AWG, 105 °C, 6.2 mm OD, Cable #RF50511-*M, Flexlife®, 600 V	1. BN 2. BU	<p>Female</p> <p>Male</p>
<p>RKM ..** 2.126 [54.0] ϕ1.024 [26.0] 7/8-16UN</p> <p>WKM ..** 2.126 [54.0] 1.583 [40.2] 7/8-16UN ϕ1.024 [26.0]</p>	RKM 30-*M WKM 30-*M	RSM 30-*M WSM 30-*M	ITC/PLTC PVC Yellow, 3x18 AWG, 105 °C, 6.2 mm OD, Cable #RF50880-*M, Flexlife, 600 V		<p>Female</p>
<p>RSM ..** 2.126 [54.0] ϕ1.024 [26.0] 7/8-16UN</p>	RKM 30-*M/S90 WKM 30-*M/S90	RSM 30-*M/S90 WSM 30-*M/S90	AWM TPU Yellow, 3x18 AWG, 90 °C, 6.0 mm OD, Cable #RF50545-*M, Cut Abrasion Immune, 600 V	1. GN/YE 2. BN 3. BU	
<p>RKM ..** 2.126 [54.0] ϕ1.024 [26.0] 7/8-16UN</p> <p>WKM ..** 2.126 [54.0] 1.720 [43.7] 7/8-16UN ϕ1.024 [26.0]</p>	RKM 30-*M/S101 WKM 30-*M/S101	RSM 30-*M/S101 WSM 30-*M/S101	AWM TPE Yellow, 3x18 AWG, 105 °C, 5.7 mm OD, Cable #RF51173-*M, Flexlife-20, high flex over 20 million cycles, 600 V C-track		
<p>RKM ..** 2.126 [54.0] ϕ1.024 [26.0] 7/8-16UN</p> <p>WKM ..** 2.126 [54.0] 1.720 [43.7] 7/8-16UN ϕ1.024 [26.0]</p>	RKM 311-*M WKM 311-*M	RSM 311-*M WSM 311-*M	ITC/PLTC PVC Yellow, 3x18 AWG, 105 °C, 6.2 mm OD, Cable #RF50520-*M, Flexlife, 600 V	1. GN 2. RD/BK 3. RD/WH	<p>Male</p>
<p>RKM ..** 2.126 [54.0] ϕ1.024 [26.0] 7/8-16UN</p> <p>WKM ..** 2.126 [54.0] 1.720 [43.7] 7/8-16UN ϕ1.024 [26.0]</p>	RKM 311-*M/S600 WKM 311-*M/S600	RSM 311-*M/S600 WSM 311-*M/S600	SJOOW CPE, Yellow, 3x18 AWG, 105 °C, 8.0 mm OD, Cable #RF50658-*M, Weld Flash Immune, Flame Immune, 300 V		

We reserve the right to make technical alterations without prior notice.

* Length in meters. Standard cable lengths are 2, 4, 5, 6, 8 and 10 meters. Consult factory for other lengths.

**Standard coupling nut material is nickel plated brass "RKM .."; "RK .." indicates nylon, "RKV .." indicates stainless steel, and "RKVH .." indicates stainless steel hex.

7/8" Minifast Connectivity Products

3-Wire Cordsets, Standard

- NEMA 1, 3, 4, 6P
- IEC IP67 Protection
- 9 A



We reserve the right to make technical alterations without prior notice.

Connector Style	Female Part Number	Male Part Number	Features	Pinout
<p>RKM ..**</p>	<p>RKM 31-*M WKM 31-*M</p>	<p>RSM 31-*M WSM 31-*M</p>	<p>ITC/PLTC PVC Yellow, 3x18 AWG, 105 °C, 6.2 mm OD, Cable #RF50513-*M, Flexlife®, 600 V</p>	<p>Female</p>
<p>WKM ..**</p>				<p>RKM 31-*M/S600 WKM 31-*M/S600</p>
<p>RSM ..**</p>	<p>RKM 31-*M/S600 WKM 31-*M/S600</p>	<p>RSM 31-*M/S600 WSM 31-*M/S600</p>	<p>SJOOW CPE Yellow, 3x18 AWG, 105 °C, 8.0 mm OD, Cable #RF50654-*M, Weld Flash Immune, Flame Immune, 300 V</p>	
<p>WSM ..**</p>				

Mating Cordsets

* Length in meters. Standard cable lengths are 2, 4, 5, 6, 8 and 10 meter
 **Standard coupling nut material is nickel plated brass "RKM .."; "RK .." inc





Address:- Sector 130, Shastri Garhi Shahpur, Noida, Uttar Pradesh- 201304

Mob:- +91 - 981187005, 9711966037, 9711966066

Email:- seereba@seereba.com, sales@seereba.com

Website:- www.seereba.com

7/8" Minifast Connectivity Products

3 and 4-Wire Cordsets, Standard

- NEMA 1, 3, 4, 6P
- IEC IP67 Protection
- 9 A



Connector Style	Female Part Number	Male Part Number	Features	Pinout	
<p>RKM ..**</p>	RKM 40-*M WKM 40-*M	RSM 40-*M WSM 40-*M	ITC/PLTC PVC Yellow, 4x18 AWG, 105 °C, 6.7 mm OD, Cable #RF50548-*M, Flexlife®, 600 V	<p>Female</p>	
<p>WKM ..**</p>	RKM 40-*M/S90 WKM 40-*M/S90	RSM 40-*M/S90 WSM 40-*M/S90	AWM TPU Yellow, 4x18 AWG, 90 °C, 7.2 mm OD, Cable #RF50544-*M, Cut/Abrasion Immune, 600 V		
<p>RSM ..**</p>	RKM 40-*M/S101 WKM 40-*M/S101	RSM 40-*M/S101 WSM 40-*M/S101	AWM TPE Yellow, 4x18 AWG, 105 °C, 6.2 mm OD, Cable #RF50968-*M, Flexlife-20, High Flex - Over 20 million cycles, 600 V, C-track		1. BN 2. WH 3. BU 4. BK
<p>RSM ..**</p>	RKM 40-*M/S529 WKM 40-*M/S529	RSM 40-*M/S529 WSM 40-*M/S529	TPU Yellow, 4x20 AWG, 90 °C, 5.7 mm OD, Cable #RF50526-*M, Cut/Abrasion Immune, Braided Mechanical Shield, 300 V		
<p>WSM ..**</p>	RKM 40-*M/S600 WKM 40-*M/S600	RSM 40-*M/S600 WSM 40-*M/S600	SJOOW CPE Yellow, 4x18 AWG, 105 °C, 8.5 mm OD, Cable #RF50644-*M, Weld Flash Immune, Flame Immune, 300 V		

We reserve the right to make technical alterations without prior notice.

* Length in meters. Standard cable lengths are 2, 4, 5, 6, 8 and 10 meters. Consult factory for other lengths.

**Standard coupling nut material is nickel plated brass "RKM .."; "RK .." indicates nylon, "RKV .." indicates stainless steel, and "RKVH .." indicates stainless steel hex.

7/8" Minifast Connectivity Products

5-Wire Cordsets, Standard

- NEMA 1, 3, 4, 6P
- IEC IP67 Protection
- 9 A



We reserve the right to make technical alterations without prior notice.

Connector Style	Female Part Number	Male Part Number	Features	Pinout
<p>RKM ..**</p>	RKM 50-*M WKM 50-*M	RSM 50-*M WSM 50-*M	ITC/PLTC PVC Yellow, 5x18 AWG, 105 °C, 7.6 mm OD, Cable #RF50549-*M, Flexlife®, 600 V	<p>Female</p>
<p>WKM ..**</p>	RKM 50-*M/S90 WKM 50-*M/S90	RSM 50-*M/S90 WSM 50-*M/S90	AWM TPU Yellow, 5x18 AWG, 90 °C, 7.2 mm OD, Cable #RF50751-*M, Cut/Abrasion Immune, 600 V	
<p>RSM ..**</p>	RKM 50-*M/S101 WKM 50-*M/S101	RSM 50-*M/S101 WSM 50-*M/S101	AWM TPE Yellow, 5x18 AWG, 105 °C, 6.7 mm OD, Cable #RF51174-*M, Flexlife-20, high flex over 20 million cycles, 600 V, C-track	
<p>RSM ..**</p>	RKM 50-*M/S1551 WKM 50-*M/S1551	RSM 50-*M/S1551 WSM 50-*M/S1551	ITC/PLTC PVC Yellow, 5x18 AWG, 105 °C, 7.6 mm OD, Cable #RF50578-*M, Yellow conductor instead of Green/Yellow, 600 V	<p>Male</p>
<p>WSM ..**</p>	RKM 511-*M WKM 511-*M	RSM 511-*M WSM 511-*M	ITC/PLTC PVC Yellow, 5x18 AWG, 105 °C, 7.6 mm OD, Cable #RF50521-*M, Flexlife, 600 V	
<p>WSM ..**</p>	RKM 511-*M/S600 WKM 511-*M/S600	RSM 511-*M/S600 WSM 511-*M/S600	SJOOW CPE Yellow, 5x18 AWG, 105 °C, 9.4 mm OD, Cable #RF50659-*M, Weld Flash Immune, Flame Immune, 300 V	

Mating Cordsets

* Length in meters. Standard cable lengths are 2, 4, 5, 6, 8 and 10 meter

**Standard coupling nut material is nickel plated brass "RKM .."; "RK .." inc



Address:- Sector 130, Shastri Garhi Shahpur, Noida, Uttar Pradesh- 201304

Mob:- +91 - 981187005, 9711966037, 9711966066

Email:- seereba@seereba.com, sales@seereba.com

Website:- www.seereba.com

7/8" Minifast Connectivity Products

3, 4 and 5-Pin Field Wireable Connectors

- NEMA 1, 3, 4, 6P
- IEC IP67 Protection



Housing Style	Female Part Number	Male Part Number	Features	Pinout
<p>B 41 ..</p>	B 4131-0/9 B 4231-0/9	BS 4131-0/9 BS 4231-0/9	Glass filled nylon, PG 9 cable gland, accepts 6-8 mm cable diameter screw terminals, accepts up to 16 AWG conductors, 85 °C, 250 V, 12 A, Mates with all 3-pin cordsets and receptacles	<p>Female</p>
	B 4131-0/13.5	BS 4131-0/13.5	Glass filled nylon, PG 13.5 cable gland, accepts 10-12 mm cable diameter screw terminals, accepts up to 16 AWG conductors, 85 °C, 250 V, 12 A, Mates with all 3-pin cordsets and receptacles	<p>Male</p>
<p>B 42 ..</p>	B 4141-0/9 B 4241-0/9	BS 4141-0/9 BS 4241-0/9	Glass filled nylon, PG 9 cable gland, accepts 6-8 mm cable diameter screw terminals, accepts up to 16 AWG conductors 85 °C, 250 V, 9 A, Mates with all 4-pin cordsets and receptacles	<p>Female</p>
	B 4141-0/13.5	BS 4141-0/13.5	Glass filled nylon, PG 13.5 cable gland, accepts 10-12 mm cable diameter screw terminals, accepts up to 16 AWG conductors, 85 °C, 250 V, 9 A, Mates with all 4-pin cordsets and receptacles	<p>Male</p>
<p>BS 41 ..</p>	B 4151-0/9 B 4251-0/9	BS 4151-0/9 BS 4251-0/9	Glass filled nylon, PG 9 cable gland, accepts 6-8 mm cable diameter, screw terminals, accepts up to 16 AWG conductors, 85 °C, 250 V, 9 A, Mates with all 5-pin cordsets and receptacles	<p>Female</p>
	B 4151-0/13.5	BS 4151-0/13.5	Glass filled nylon, PG 13.5 cable gland, accepts 10-12 mm cable diameter screw terminals, accepts up to 16 AWG conductors, 85 °C, 250 V, 9 A	<p>Male</p>
B 4151-0/16	BS 4151-0/16	Glass filled nylon, PG 16 cable gland, accepts 12-14 mm cable diameter screw terminals, accepts up to 16 AWG conductors, 85 °C, 250 V, 9 A		

We reserve the right to make technical alterations without prior notice.



Address:- Sector 130, Shastri Garhi Shahpur, Noida, Uttar Pradesh- 201304

Mob:- +91 - 981187005, 9711966037, 9711966066

Email:- seereba@seereba.com, sales@seereba.com

Website:- www.seereba.com